

## Uninstalling the inCompass Application

### Before you begin

To uninstall the inCompass Application on your Mac, no part of the app or it's extensions should be running.

- Please **close/quit** your browser app(s) - Safari / Chrome / Firefox

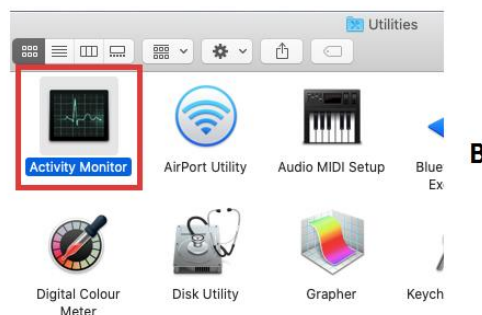
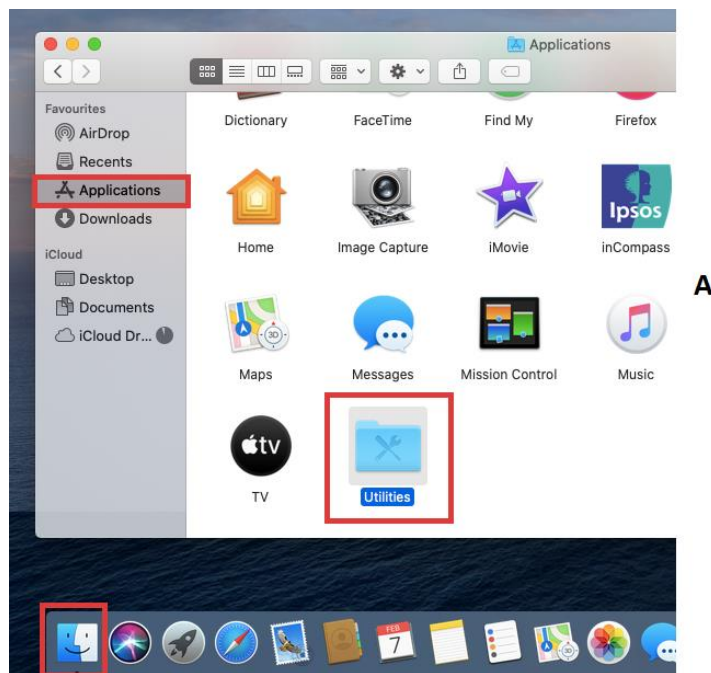
Below shows how to stop inCompass app to uninstall it and also how to manually remove the Chrome and Firefox Extensions running on your Mac OS device.

### Step 1

## Uninstalling the inCompass Application

### Step 1.1

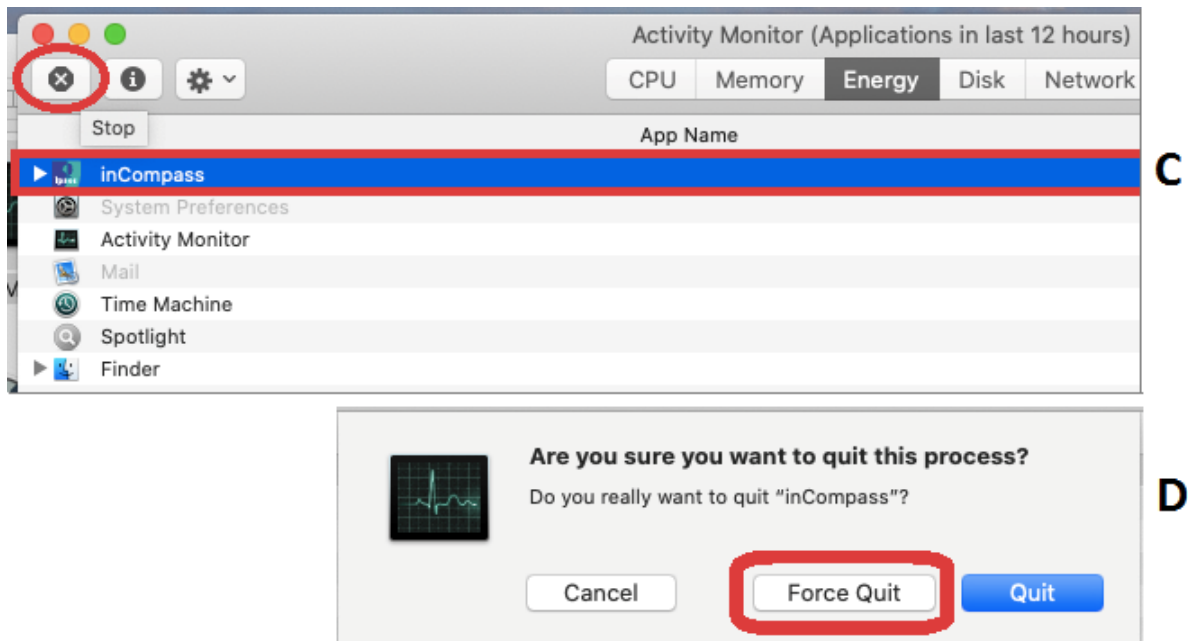
Open Activity Monitor



- (A) Open 'Finder' > Click the 'Applications' > Find and click the 'Utilities' folder (skip if not present)
- (B) Open 'Activity Monitor'

## Step 1.2

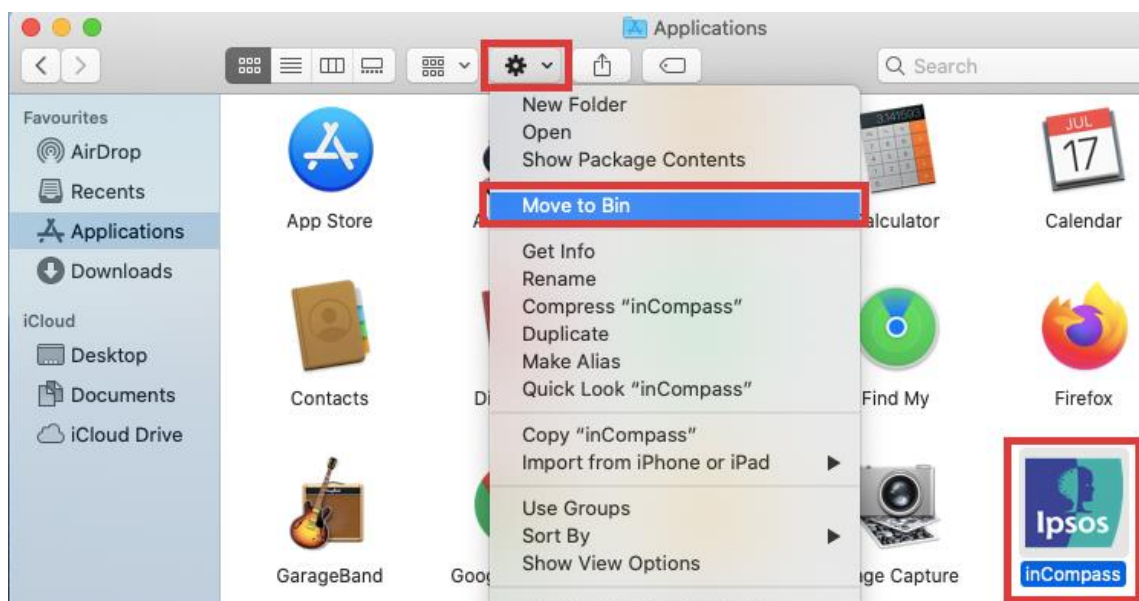
Force quit the inCompass Application



- (C) Under the “**Energy**” tab please select ‘**inCompass**’ and tap the ‘**X**’ in the top menu to stop and close the app.
- (D) When prompted, tap ‘**Force Quit**’ to close inCompass App

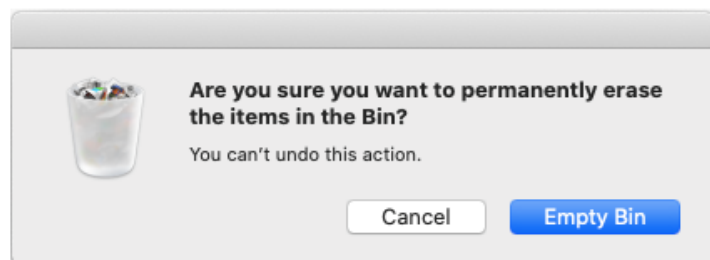
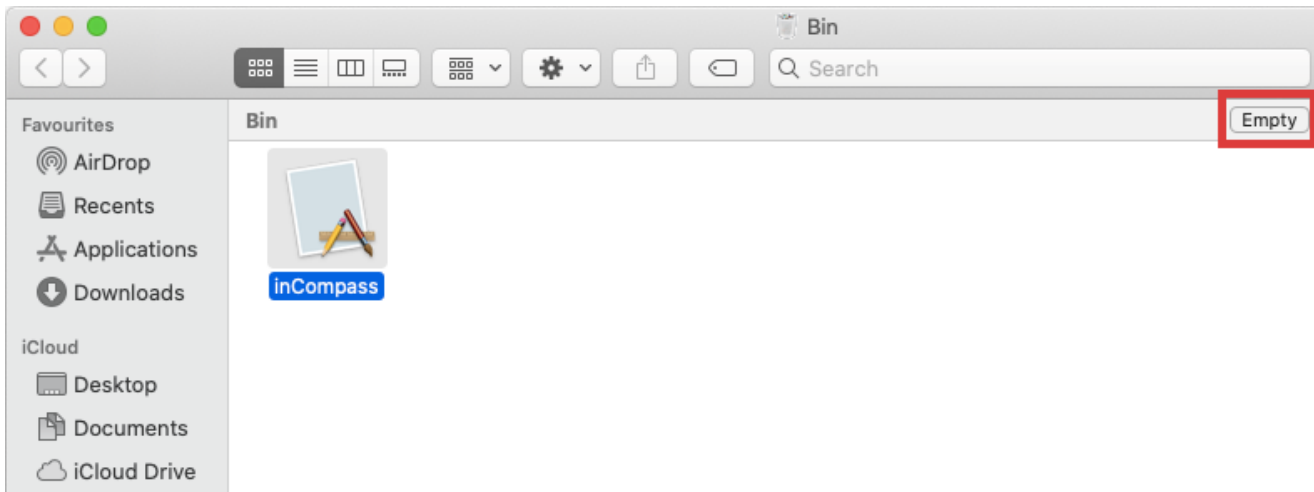
## Step 1.3


Move inCompass into the Bin/Trash & Empty



E

- (E) Open ‘**Finder**’ > Click ‘**Applications**’ in the side menu > click once on ‘**inCompass**’
- (E) Click the **settings wheel cog icon** > **Move to Bin**



- (F) Open your 'Bin/Trash' application  - this will be found in the row of icons on the bottom dock.
- (F) Click on 'Empty'
- (G) Once you're sure you wish to remove all files and content in the bin, tap 'Empty Bin'.

Please now continue onto the next page to remove the inCompass browser extension on Chrome and Firefox (if installed).

## Step 2

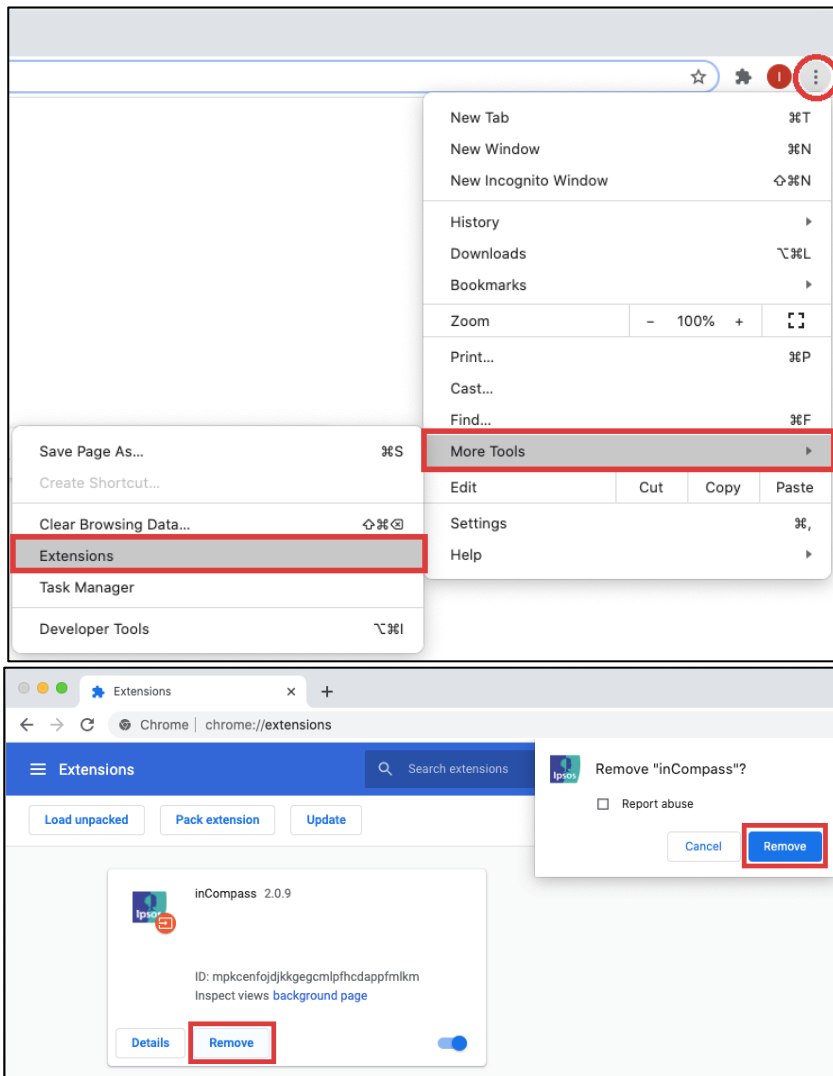
### Removing the browser extensions

#### For Safari Browser

- The extension will be removed **automatically** when our Ipsos iris orange app is **uninstalled**.

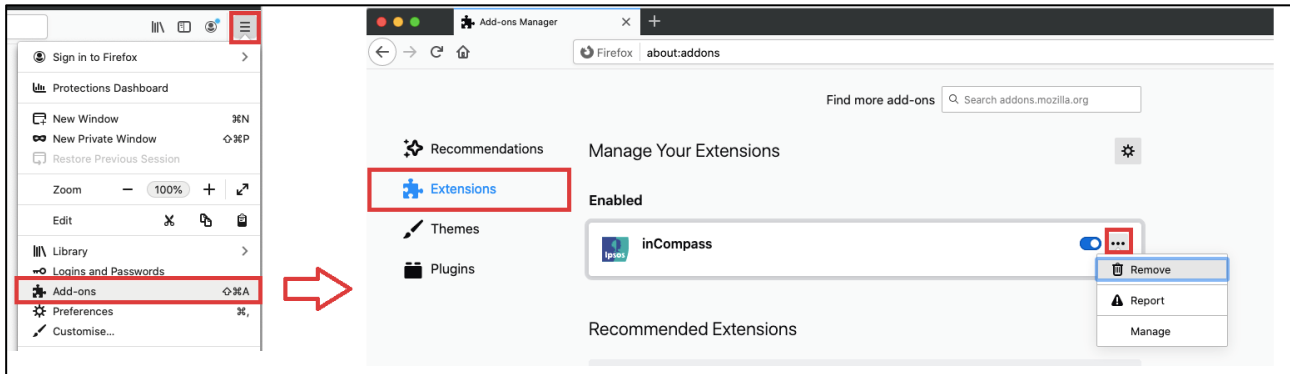
#### For Google Chrome

- **Open** Google Chrome
- Click **“Menu”** > Click **“More Tools”** > Click **“Extensions”**
- For **“inCompass”** > Click **“Remove”** and **“Remove”** once more to confirm.



## For Mozilla Firefox

- **Open** Mozilla Firefox app
- Click **“Menu”** and click **“Add-ons”**
- Click **“Extensions”** on the side menu
- For **“inCompass”** please click the **“menu”** button (three dots) > Click **“Remove”**



**inCompass Application is now uninstalled from your device and has no functionality to collect and or send any data.**